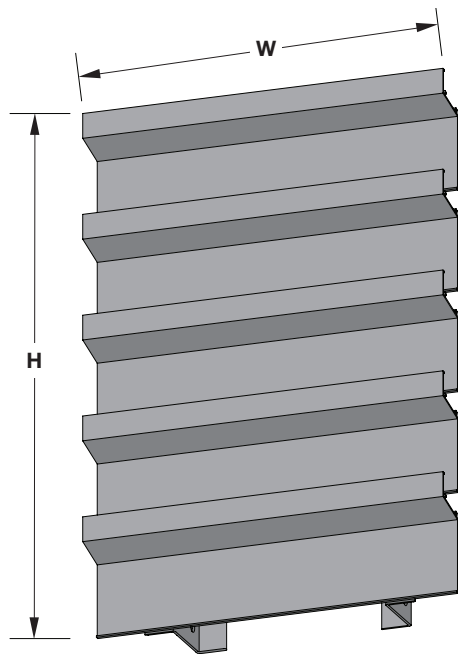


# ALL-LITE

## HZ-200

Extruded Aluminum Sight Screen  
2-1/4" deep • 45° Horizontal Cladding



**HZ-200**  
(standard)

The HZ-200 equipment screen employs a unique blade shape designed to offer the visual effect of horizontal cladding, providing an effective and attractive method of hiding equipment and other unsightly building elements from view. The HZ-200 is suitable for both interior and exterior installations, and is available in a wide array of finishes including anodizing and custom color matching.

### Standard Construction

**Material:** Mill finish 6063-T5 extruded aluminum

**Frame:** 3-1/4" × 1-1/2" × 1/8" thick (83 × 38 × 2) angle

**Blades:** 0.081" (2) thick horizontal cladding style

**Mullion:** Hidden

**Minimum Size:** 12" × 10-3/8" (305 × 264)

**Maximum Size:** Single section: 72" × 144" (1524 × 3658)  
144" × 72" (3658 × 1524)  
Multiple section: Unlimited

**Shipping Weight (approximate):** 2.6 lbs/ft<sup>2</sup> (12.7 kg/m<sup>2</sup>)

### Ratings

**Free Area:** [48" × 48" (1219 × 1219) unit]: 3.1 ft<sup>2</sup> (0.29 m<sup>2</sup>)  
19.4%

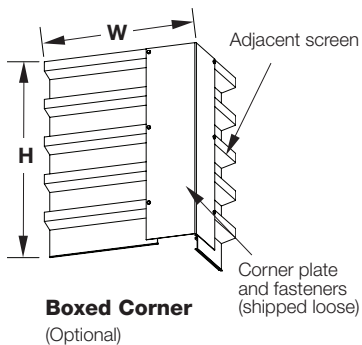
**Design Load:** 30 psf

### Options

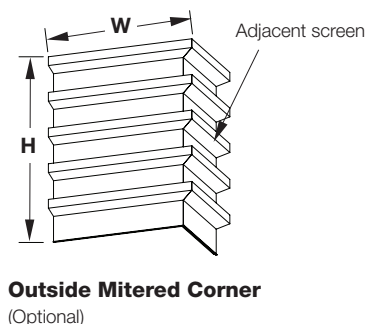
#### ■ Factory finish:

- High Performance Fluoropolymer
- Baked Enamel
- Prime Coat
- Clear Anodize
- Integral Color Anodize

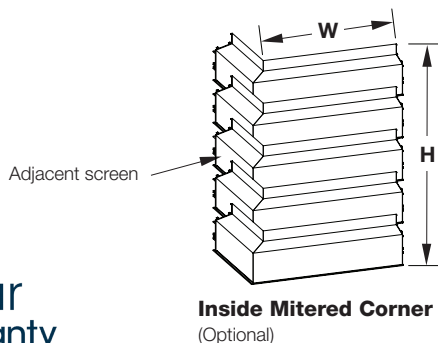
#### ■ Boxed or mitered corners



**Boxed Corner**  
(Optional)

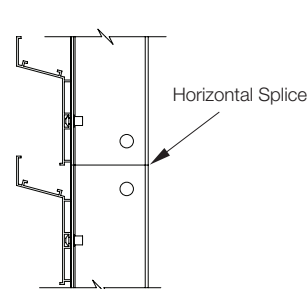


**Outside Mitered Corner**  
(Optional)

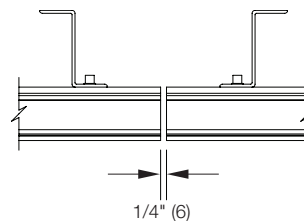


**Inside Mitered Corner**  
(Optional)

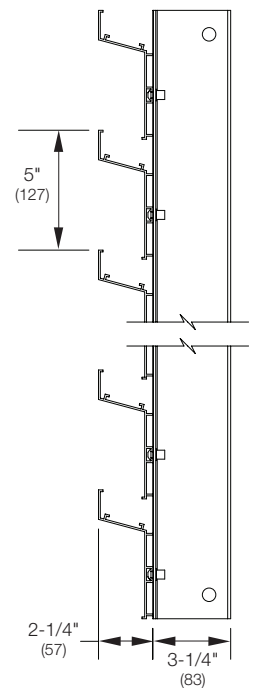
### Attributes



**Horizontal Mullion**  
(Standard)



**Vertical Mullion**  
(Standard)



**Side View**

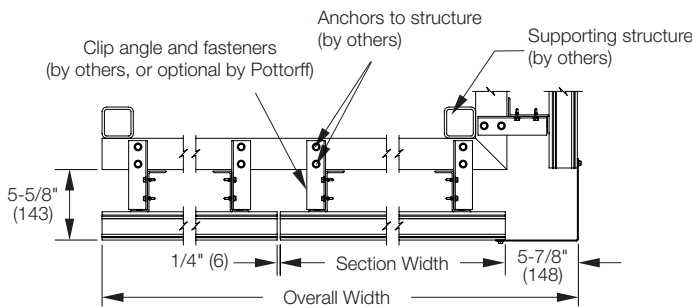
**NOTE:** Dimensions in parentheses ( ) are millimeters.  
Information is subject to change without notice or obligation.  
alllite.com

**5** year  
warranty

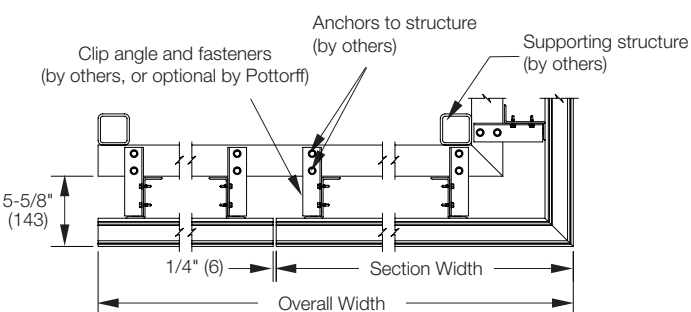
# Installation Views

## HZ-200

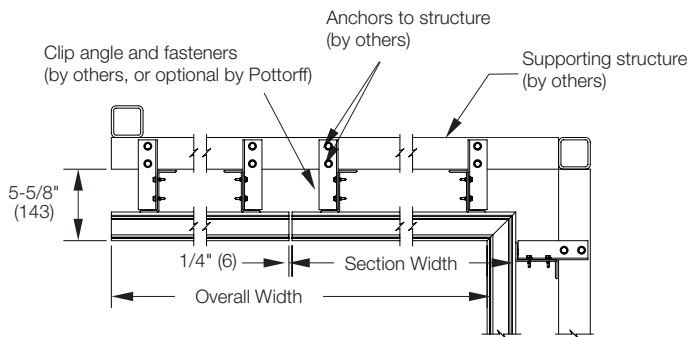
Extruded Aluminum Sight Screen  
2-1/4" deep • 45° Horizontal Cladding



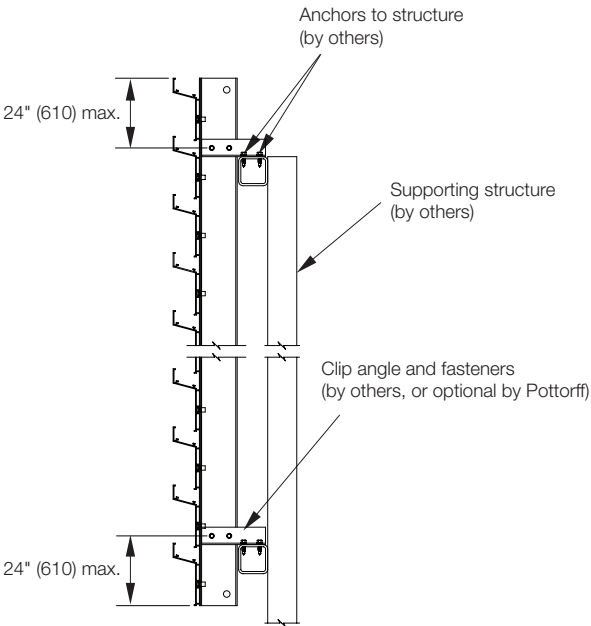
Generic Plan View -  
Boxed Corner



Generic Plan View -  
Outside Mitered Corner



Generic Plan View -  
Inside Mitered Corner



Vertical Section